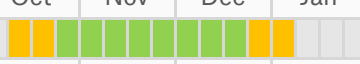
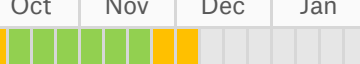
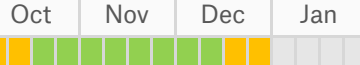




WINTER BARLEY ●

	PLANTING TIME				CYCLE	PRECOCITY	EAR	SOWING DENSITY	RIPENING	HEALTH	QUALITY
	Oct	Nov	Dec	Jan							
COMETA		Winter	Very early	2 rows	160 to 220 kg/ha	Medium / High	Medium	Feed			
MALTESSE		Winter	Medium	2 rows	160 a 220 kg/ha	Medium / High	High	Feed			
PIXEL		Winter	Early	6 rows	170 to 220 kg/ha	Medium	High	Feed			
SPAZIO		Winter	Early	2 rows	190 to 230 kg/ha	Medium / High	Medium / High	Feed			
TAURI		Winter	Very early	2 rows	160 to 220 kg/ha	Medium / High	Medium / High	Feed			

