

# Winter soft wheat ORLOGE



## Productivity and quality

### ORLOGE


ORLOGE is wheat with **high productive potential** mainly due to its **good health**. Has a good performance as in semi-dry, fresh or irrigated lands.

ORLOGE has a **quality grain, big sized and high protein content**. Classified as superior bread wheat in France (BPS).

#### GROWING AREA



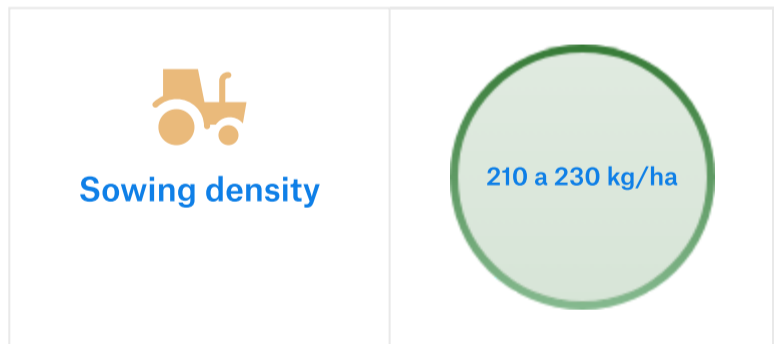
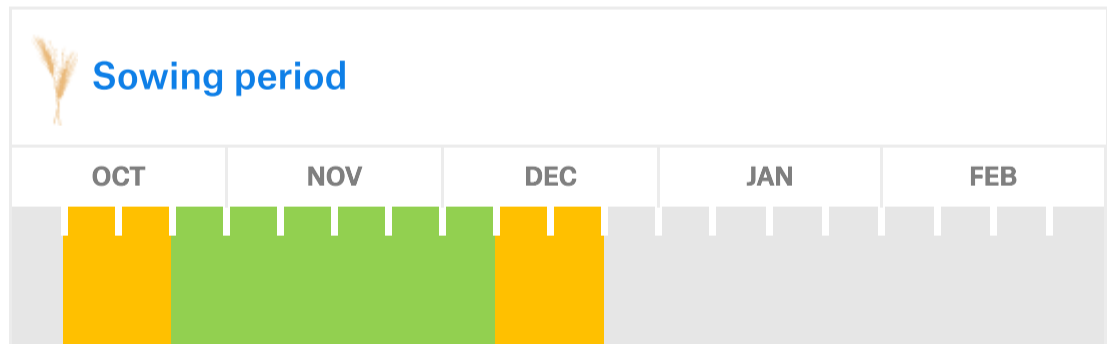
#### EAR



### ORLOGE, four reasons to choose it:



- High yield
- Baking quality
- High protein content
- High specific weight



### AGRONOMIC FEATURES

CYCLE	Winter
EARLINESS	Early
CHLORTOLURON	Tolerant
STRAW HEIGHT	Medium / High
QUALITY	Bread Wheat

### DISEASES RESISTANCE

